



Начало тестирования


Нажмите кнопку «START TEST»

BE READY FOR TASK #1

START TEST

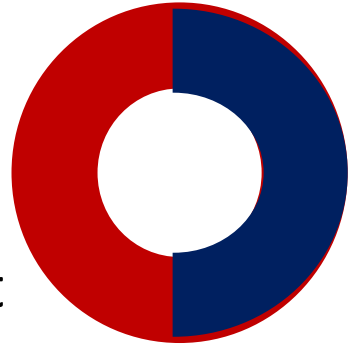
## Task 1.

Imagine that you are preparing a project with your friend. You have found some interesting material for the presentation and you want to read this text to your friend. You have 1.5 minutes to read the text silently, then be ready to read it out aloud. You will not have more than 1.5 minutes to read it.



Many of our superstitions came to us from very ancient sources. The idea that one should knock on wood for good luck, for example, is a 4,000-year-old custom that began with some Native American tribes of North America. Noticing that the oak was struck often by lightning, members of the tribe thought that it must be the dwelling place of a sky god. They also thought that boasting of a future personal deed was bad luck and meant the thing would never happen. Knocking on an oak tree was a way of contacting the sky god and being forgiven for boasting.

Another interesting superstition is that it is bad luck to open an umbrella indoors. In eighteenth-century England, umbrellas had stiff springs and very strong metal spokes. Opening one indoors could indeed cause an accident. It could injure someone or break a fragile object. This superstition came about for practical reasons.




Many of our superstitions came to us from very ancient sources. The idea that one should knock on wood for good luck, for example, is a 4,000-year-old custom that began with some Native American tribes of North America. Noticing that the oak was struck often by lightning, members of the tribe thought that it must be the dwelling place of a sky god. They also thought that boasting of a future personal deed was bad luck and meant the thing would never happen. Knocking on an oak tree was a way of contacting the sky god and being forgiven for boasting.

Another interesting superstition is that it is bad luck to open an umbrella indoors. In eighteenth-century England, umbrellas had stiff springs and very strong metal spokes. Opening one indoors could indeed cause an accident. It could injure someone or break a fragile object. This superstition came about for practical reasons.

**Join us at Happy Horse Riding School!  
Develop confidence! Achieve your goals! Have fun!**



**Task 2. Study the advertisement.**




**You are considering joining the Happy Horse Riding School and now you'd like to get more information. In 1.5 minutes you are to ask five direct questions to find out about the following:**

- 1) equipment and clothes required for riding lessons
- 2) way of payment
- 3) riding lessons in bad weather
- 4) if it is allowed to feed the horses
- 5) possibility to book a one-time trial lesson

**You have 20 seconds to ask each question.**




1) equipment and clothes required for riding lessons




2) way of payment






3) riding lessons in bad weather




4) if it is allowed to feed the horses





5) possibility to book a one-time trial lesson

**Task 3. Imagine that these are photos from your photo album. Choose one photo to present to your friend.**




**You will have to start speaking in 1.5 minutes and will speak for not more than 2 minutes (12–15 sentences). In your talk remember to speak about:**

- **where and when the photo was taken**
- **what/who is in the photo**
- **what is happening**
- **why you took the photo**
- **why you decided to show the picture to your friend**

**You have to talk continuously, starting with:**

**"I've chosen photo number ... "** (click on the chosen photo)




**In your talk remember to speak about:**

- where and when the photo was taken
- what/who is in the photo
- what is happening
- why you took the photo
- why you decided to show the picture to your friend

**Go to task 4**





**In your talk remember to speak about:**

- where and when the photo was taken
- what/who is in the photo
- what is happening
- why you took the photo
- why you decided to show the picture to your friend

**Go to task 4** 



**In your talk remember to speak about:**


- where and when the photo was taken
- what/who is in the photo
- what is happening
- why you took the photo
- why you decided to show the picture to your friend

**Go to task 4** 

**Task 4. Study the two photographs. In 1.5 minutes be ready to compare and contrast the photographs:**

- give a brief description of the photos (action, location)
- say what the pictures have in common
- say in what way the pictures are different
- say which kind of dessert presented in the pictures you'd prefer in the summer
- explain why

**You will speak for not more than 2 minutes (12-15 sentences). You have to talk continuously.**



**Photo 1**



**Photo 2**





## Compare and contrast the photographs:

- give a brief description of the photos (action, location)
- say what the pictures have in common
- say in what way the pictures are different
- say which kind of dessert presented in the pictures you'd prefer in the summer
- explain why

**You will speak for not more than 2 minutes (12-15 sentences). You have to talk continuously.**



**Photo 1**



**Photo 2**



This is the end of the task